

Electrical and Magnetic Studies of the $\text{Cd}_x\text{Cr}_y\text{V}_z\text{Se}_4$ Spinels

T. GROŃ^a, H. DUDA^a, E. MALICKA^b, B. ZAWISZA^b, J. KROK-KOWALSKI^a AND A.W. PACYNA^c

^aInstitute of Physics, University of Silesia, Uniwersytecka 4, 40-007 Katowice, Poland

^bInstitute of Chemistry, University of Silesia, Szkolna 9, 40-006 Katowice, Poland

^cThe Henryk Niewodniczański Institute of Nuclear Physics, E. Radzikowskiego 152, 31-342 Kraków, Poland

The electrical and magnetic investigations carried out on the polycrystalline spinels with the general chemical formula $\text{Cd}_x\text{Cr}_y\text{V}_z\text{Se}_4$ (where $z = 0.06, 0.12, 0.24, \text{ and } 0.31$) revealed semiconducting and ferromagnetic properties with a Curie temperature of 127.5 K. A step-like structure of the electrical conductivity, $\sigma(T)$, was observed for the polycrystal containing 6% V ions in the octahedral sites while the remaining samples showed a typical Arrhenius behaviour of $\sigma(T)$. These effects are interpreted in terms of ferromagnetic spin clusters which finally dissolve on going towards the paramagnetic limit including non-stoichiometry.

PACS numbers: 72.80.Jc, 75.50.Pp, 75.50.Dd

1. Introduction

The magnetic spinel compounds reveal still the interesting phenomena. Recently, e.g. colossal magnetoresistance in Cu doped FeCr_2S_4 , gigantic Kerr rotation in FeCr_2S_4 , multiferroic behaviour and colossal magnetocapacitive effect in CdCr_2S_4 and HgCr_2S_4 , large magnetostriction and negative thermal expansion in ZnCr_2Se_4 and a step-like structure of the electrical conductivity (SLS EC) in Ga doped ZnCr_2Se_4 and CdCr_2Se_4 were observed [1–5]. The SLS EC effect was first discovered in the $\text{Zn}_{1-x}\text{Ga}_{2x/3}\text{Cr}_2\text{Se}_4$ spinel system for the single crystal containing 3% Ga ions in the octahedral sites [4]. It has been explained in terms of impurity conduction and hopping conduction due to ferromagnetic spin clusters which finally dissolve on going towards the paramagnetic limit. Similar behaviour of the electrical conductivity has been observed in the $\text{CdCr}_{2-x}\text{Ga}_x\text{Se}_4$ spinel system for the single crystal containing 1.5% Ga ions in the octahedral sites [5]. Monte Carlo simulations carried out on large samples of two-dimensional and three-dimensional Ising models confirmed that for critical concentrations (i.e., for the fraction of negative interactions and for the fraction of frustrated spins) the magnetic defect structures (clusters) appear leading to the unusual changes of the physical properties [6].

Pure CdCr_2Se_4 combines a p -type semiconducting behaviour of the Arrhenius type and ferromagnetic order with the Curie temperature $T_C = 142$ K and the Curie-Weiss temperature $\theta_{CW} = 190$ K [7].

2. Experimental details

Powder samples of the $\text{Cd}_x\text{Cr}_y\text{V}_z\text{Se}_4$ spinel series were obtained by a ceramic method [8]. The X-ray diffraction was done with the aid of the SIEMENS D5000 diffractometer. A precise atomic content determination of each sample with the aid of the energy-dispersive X-ray fluorescence spectrometry (EDXRF) showed that the polycrystals of the $\text{Cd}_x\text{Cr}_y\text{V}_z\text{Se}_4$ spinel system are non-stoichiometric, i.e. $x + y + z \neq 3$ (see Table I).

TABLE I

The chemical composition of the $\text{Cd}_x\text{Cr}_y\text{V}_z\text{Se}_4$ spinels.

x	y	z	$x + y + z$
0.87	1.93	0.06	2.86
0.87	2.07	0.12	3.06
0.91	2.05	0.24	3.2
0.88	1.96	0.31	3.15

The temperature dependences of mass susceptibility $\chi_\sigma(T)$, electrical conductivity $\sigma(T)$ and thermoelectric power S were measured using: (1) a Cahn automatic magnetic electrobalance of the Faraday type, (2) a 4-point dc method, and (3) a differential method with the temperature gradient ΔT of about 5 K, respectively. For electrical measurements the powder samples were compacted in disc form (10 mm in diameter and 1–2 mm thick) using a pressure of 1.5 GPa and they were next sintered during 2 h at 473 K.

TABLE II

The electrical and magnetic parameters of the $\text{Cd}_x\text{Cr}_y\text{V}_z\text{Se}_4$ spinels.

z	T_C [K]	θ_{CW} [K]	μ_{eff} [$\mu_B/\text{f.u.}$]	E_A [eV]	
				100 K	273 K
0.06	128	160	5.83	0.05	0.27
0.12	128	157	6.09	0.06	0.26
0.24	127	147	5.3	0.06	0.24
0.31	127	140	5.7	0.06	0.22

3. Results and discussion

The structural studies of the $\text{Cd}_x\text{Cr}_y\text{V}_z\text{Se}_4$ spinels revealed a single-phase material with the cubic spinel structure of the AB_2X_4 type (where $A = \text{Cd}$, $B = \text{Cr}$ and V ,

X = Se) and the space group $Fd\bar{3}m$ (No. 227) in the compositional range $0.06 \leq z \leq 0.31$ while the CdV_2Se_4 end member crystallizes in the monoclinic structure and its unit cell parameters refined by least squares method are as follows: $a = 1077.22$ pm, $b = 696.35$ pm, $c = 1053.98$ pm, $\beta = 112.42^\circ$.

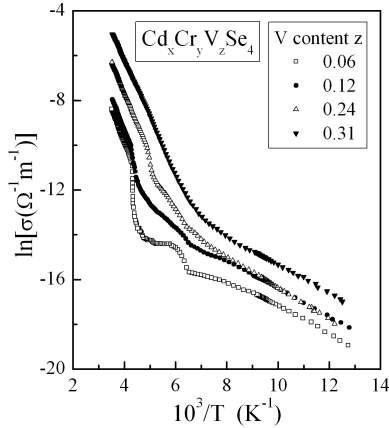


Fig. 1. The electrical conductivity ($\ln \sigma$) vs. reciprocal temperature T^{-1} for polycrystals with $z = 0.06, 0.12, 0.24,$ and 0.31 of the $\text{Cd}_x\text{Cr}_y\text{V}_z\text{Se}_4$ spinel system.

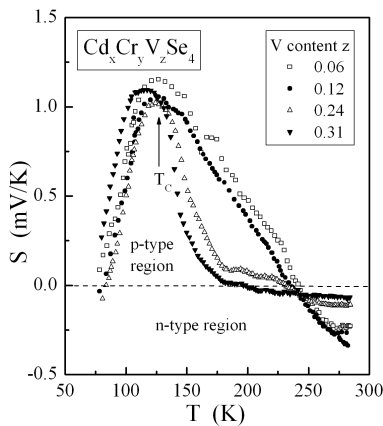


Fig. 2. The thermoelectric power S vs. temperature T for polycrystals with $z = 0.06, 0.12, 0.24,$ and 0.31 of the $\text{Cd}_x\text{Cr}_y\text{V}_z\text{Se}_4$ spinel system. T_C is marked by arrow.

The electrical and magnetic measurements depicted in Figs. 1–3 and in Table II showed that the spinels under study are ferromagnets and thermally activated semiconductors. A transition from ferro- to paramagnetic state at the Curie temperature T_C well correlates both with a p -type thermopower maximum and a change of electrical conductivity from extrinsic to intrinsic for low and higher values of the energy activation E_A , respectively, suggesting an electron–phonon coupling. With an increase of V content z the Curie–Weiss temperature θ_{CW} and E_A in the intrinsic region decrease while the effective magnetic moment μ_{eff} slowly fluctuates. For all samples the n -type

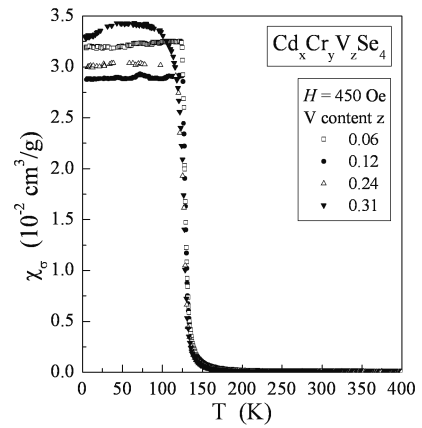


Fig. 3. The dc mass susceptibility χ_σ vs. temperature T for polycrystals with $z = 0.06, 0.12, 0.24,$ and 0.31 of the $\text{Cd}_x\text{Cr}_y\text{V}_z\text{Se}_4$ spinel system recorded at $H = 450$ Oe.

electrical conductivity dominates at higher temperatures. It may be connected with the anion vacancies, which act as donors, because an excess of cations for the samples with $z > 0.06$ is observed.

A sample for $z = 0.06$ reveals the SLS EC structure. This structure seems to be accompanied with the impurity conduction and hopping conduction as well as with the formation of ferromagnetic clusters in the Cr band, which is partly imperfect by cation deficiency (see Table I) from one side and weakly diluted by the V^{3+} ions forming the $3d^2t_{2g}e_g^0$ band from the other.

Acknowledgments

This work is funded from science resources for years 2007–2009 as a research project (project No. N N204 178433).

References

- [1] A.P. Ramirez, R.J. Cava, J. Krajewski, *Nature (London)* **386**, 156 (1997).
- [2] K. Ohgushi, T. Ogasawara, Y. Okimoto, S. Miyasaka, Y. Tokura, *Phys. Rev. B* **72**, 155114 (2005).
- [3] J. Hemberger, H.-A. Krug von Nidda, V. Tsurkan, A. Loidl, *Phys. Rev. Lett.* **98**, 147203 (2007).
- [4] T. Groń, E. Malicka, I. Okońska-Kozłowska, A. Waśkowska, in: *Ferrites: Proc. Eight Int. Conf. on Ferrites*, The Japan Society of Powder and Powder Metallurgy, Kyoto 2000, p. 211.
- [5] T. Groń, A. Krajewski, J. Kusz, E. Malicka, I. Okońska-Kozłowska, A. Waśkowska, *Phys. Rev. B* **71**, 035208 (2005).
- [6] S. Kirkpatrick, *Phys. Rev. B* **16**, 4630 (1977).
- [7] P.K. Baltzer, H.W. Lehmann, M. Robbins, *Phys. Rev. Lett.* **15**, 493 (1965).
- [8] I. Okońska-Kozłowska, J. Krok, *Z. Anorg. Allg. Chem.* **447**, 235 (1978).